



INNOVATING THE FUTURE


Go electric with WaterWorld propulsion and battery systems.



**WATERWORLD PROVIDES
A COMPLETE PACKAGE TO
ELECTRIFY YOUR BOAT.
THIS INCLUDES ELECTRIC
PROPULSION, THROTTLE,
COLOR DISPLAY, LITHIUM
BATTERIES, AND...**



MUCH MORE!



ABOUT WATERWORLD	4
INBOARD SYSTEMS	6
POD SYSTEMS	8
SAILDRIVE SYSTEMS	10
BATTERY SYSTEMS	12
ACCESSORIES AND MORE	14

ABOUT WATERWORLD ELECTRONICS

At WaterWorld Electronics, we are passionate boat enthusiasts and forward-thinking tech aficionados, recognizing immense potential in advancing the maritime sector. We firmly believe that propulsion systems and lithium batteries can reach new levels of efficiency, innovation, and sustainability. This conviction drove the establishment of WaterWorld.

Since our start in 2013, our mission has been to redefine the international market. What distinguishes us is our all-encompassing in-house capabilities, providing us with unmatched flexibility and control throughout the process. We take pride in not only designing and manufacturing our batteries and propulsion systems but also owning the software that drives them. This distinctive fusion of expertise and ownership sets WaterWorld Electronics apart from our competitors.

Our approach is straightforward yet impactful: we create batteries and propulsion systems that cater to the end user's specific needs, always putting ourselves in the end user's shoes. Our unwavering dedication to innovation, efficiency, and sustainability forms the foundation of everything we do. At WaterWorld Electronics, we are not just pioneers; we are the leaders of change in the boating world.

Why WaterWorld?

Boat tech innovators with in-house design, production, and software ownership for complete flexibility.

Durable

Thanks to WaterWorld's high-efficiency systems, your vessel sails all day with the right battery pack, recharged overnight.

Reliable


Born from the electronics expertise of sister company Bietronic since 1987, WaterWorld Electronics ensures trust through Dutch-made technology and easy installation. Our in-house R&D and production guarantee top-quality systems, rooted in the legacy of Bietronic as our founding knowledge base.

Affordable Affordable

WaterWorld systems match traditional combustion engines' cost thanks to efficient production, easy installation, and low maintenance.

Technological sparring partner

Our extensive experience ensures we tackle any challenge, providing sustainable solutions and exceeding client expectations.



**100% DUTCH
MADE**

**IN-HOUSE PCB
PRODUCTION**



**RELIABLE SINCE
1987**



**WORLDWIDE
PARTNERS**



(HYBRID) INBOARD SYSTEMS

WaterWorld electric inboard propulsion systems have been carefully designed to present an innovative alternative to conventional inboard motors. These systems are suitable for both new construction, retrofit and hybrid projects, ensuring easy installation.

ROBUST POWER AND CONTROL:

Electric inboard motors deliver remarkable power and control, equipping your vessel with the strength to tackle challenging conditions and execute precise maneuvers. Whether you navigate open waters or tight spaces, these motors empower you.

SILENT:

Electric inboard motors operate in near silence, ensuring a serene and undisturbed environment for your crew and passengers. This noise-free experience enhances comfort and relaxation onboard.

ADAPTABILITY TO VARIOUS VESSELS:

Electric inboard motors are versatile, capable of integration across a range of vessel types. Their adaptability makes them ideal for customizing your fleet to meet specific operational requirements. These motors can also be utilized in hybrid applications. WaterWorld can assist in designing a hybrid framework to complement the diesel engine.

STREAMLINED MAINTENANCE:

Enjoy minimal maintenance requirements with electric inboard motors. This means less time and resources spent on servicing, resulting in increased uptime and cost savings for your business.

Specifications:

4.0i

Lenght	571	mm
Width	256	mm
Height	229	mm
Weight	34	kg
Speed	1500	rpm
Power input	4	kW
System Voltage	48	Volt
Communication	CANopen	
Regeneration possible	Yes	

10.0i (also 7,5kW)

Lenght mm	715	mm
Width mm	279	mm
Height mm	300	mm
Weight	76	kg
Speed	1450	rpm
Power input	10	kW
System Voltage	48	Volt
Communication	CANopen	
Regeneration possible	Yes	

20.0i

Lenght mm	765	mm
Width mm	279	mm
Height mm	300	mm
Weight	94	kg
Speed	1450	rpm
Power input	20	kW
System Voltage	48	Volt
Communication	CANopen	
Regeneration possible	Yes	



4.0

7.5


10.0

20.0



**EXTREMELY
QUIET**

HYBRID



**AIR
COOLED**

POD SYSTEMS

In the quest for superior maritime performance and efficiency, electric pod motors offer an impressive array of advantages when compared to traditional inboard engines.

INCREDIBLE MANEUVERABILITY:

Electric pod motors, with their 360-degree rotatable pods, provide your vessel with unparalleled maneuverability. Navigate with precision through busy harbors, enhance your docking performance, and increase both safety and efficiency of your operations.

MINIMAL NOISE AND VIBRATIONS:

Thanks to the underwater placement of the motors, your crew and passengers will enjoy a whisper-quiet and vibration-free environment. Enhance onboard comfort and offer your guests an unforgettable experience.

MAXIMUM FLEXIBILITY:

Whether you operate in the maritime sector, cruise industry, offshore sector, or elsewhere, electric pod motors are highly versatile. Install them on various types of vessels and take advantage of the flexibility they provide.

LOW MAINTENANCE:

Reduce your operational costs with electric pod motors that require minimal maintenance. Less downtime means more time on the water, benefiting your profitability.

Specifications:

Pod 3.5

Lenght	505	mm
Width	113	mm
Height	262	mm
Weight	16	kg
Speed	1500	rpm
Power	3,5	kW
System Voltage	48	Volt
Communication	CANopen	
Regeneration posible	Yes	
Mounting	Fixed and steerable	

Pod 8.0

Lenght mm	681	mm
Width mm	163	mm
Height mm	379	mm
Weight	35	kg
Speed	1500	rpm
Power	8.0	kW
System Voltage	48	Volt
Communication	CANopen	
Regeneration posible	Yes	
Mounting	Fixed and steerable	

Pod 18.0

Lenght	826	mm
Width	206	mm
Height	478	mm
Weight	82	kg
Speed	1500	rpm
Power	18.0	kW
System Voltage	48	Volt
Communication	CANopen	
Regeneration posible	Yes	
Mounting	Fixed and steerable	



3.5



8.0



18.0

+




DUAL DRIVE



+



RUDDER



+



ANTI-CAVITATION



SAILDRIIVE SYSTEMS

Seamless Transition: From Diesel to Electric in Just One Day!

Explore WaterWorld’s revolutionary installation kit, specifically crafted for the majority of Yanmar, Volvo Penta, and Technodrive Saildrive systems. Say goodbye to your old diesel engine and usher in a new era of robust, eco-friendly, noise-free, and low-maintenance electric propulsion.

Our system is designed for regenerating power while sailing, ensuring optimal energy utilization. Your current cable control system remains untouched, courtesy of our innovative installation block, which seamlessly controls the electric motor’s speed while preserving the integrity of your forward and reverse gears.

In a single day, transform your vessel from diesel-dependent to electrically efficient. Make the switch with WaterWorld and experience an eco-friendly, effortless, and swift transition. Who wouldn’t want to sail into the future with us?



Specifications:

10.0s


Lenght	613	mm
Width	278	mm
Height	296	mm
Weight	76	kg
Speed	1500	rpm
Power input	10	kW
System Voltage	48	Volt
Communication	CANopen	
Regeneration possible	Yes	

20.0s 1500

Lenght	693	mm
Width	278	mm
Height	296	mm
Weight	94	kg
Speed	1500	rpm
Power input	20	kW
System Voltage	48	Volt
Communication	CANopen	
Regeneration possible	Yes	

20.0s 3000

Lenght	693	mm
Width	278	mm
Height	296	mm
Weight	94	kg
Speed	3000	rpm
Power input	20	kW
System Voltage	48	Volt
Communication	CANopen	
Regeneration possible	Yes	



**SILENT
&
CLEAN**

1-DAY REPLACEMENT



**REGENERATION
CAPABILITIES**

BATTERY SYSTEMS

Product and customer safety is our top priority. That is why we only use the most stable lithium chemistry available on the market.

SMART BATTERY MANAGEMENT:

The state of the art battery management system protects the battery cells from extreme conditions.

ROBUST ALUMINIUM ENCLOSURE:

The robust 3.5mm thick enclosure is extremely strong and durable. It is multi purpose as it protects the battery electronics from the environment while acting as a heat sink keeping the battery cool.

CYLINDRICAL BATTERY CELLS:

Our batteries contain 352 individual small cells. This increases safety, reliability and overall performance of the battery.

PLUG AND PLAY SYSTEM:

The easy-to-use power connectors click into place, even in tight corners of your ship. Install your battery in the safest way.

INTEGRATED COMMUNICATIONS:

With BatteryLink, your batteries become an energy system. Its integrated communication with the WaterWorld motor controller ensures safe navigation under any circumstances. BatteryLink monitors all batteries in the system, and in case of a fault in one or more batteries, it ensures continuous sailing without interruption. Your boat will never come to a standstill!

Specifications:

12V (12,8)

Capacity	1700	3400	Wh
Lenght	250	395	mm
Width	253	253	mm
Height	213	213	mm
Weight	17	32	kg
Charge rate	80	130	A
Continuous discharge rate:		150	A
Max discharge rate (3sec):		250	A
Max discharge rate (10sec):		200	A
Chemistry:		LiFePO4	

24V (25,6)

Capacity	3400	6800	Wh
Lenght	395	683	mm
Width	253	253	mm
Height	213	213	mm
Weight	32	61	kg
Charge rate	80	130	A
Continuous discharge rate:		150	A
Max discharge rate (3sec):		250	A
Max discharge rate (10sec):		200	A
Chemistry:		LiFePO4	

48V (51,2)

Capacity	6800	13600	Wh
Lenght	683	1268	mm
Width	253	253	mm
Height	213	213	mm
Weight	61	119	kg
Charge rate	80	130	A
Continuous discharge rate:		150	A
Max discharge rate (3sec):		250	A
Max discharge rate (10sec):		200	A
Chemistry:		LiFePO4	

12 / 24 / 48V

**MOST BATTERIES PROTECT
THEMSELVES. OUR BATTERIES
PROTECT YOU!**



**CONSTANT
VOLTAGE**

**CONSTANT
POWER**

IP67



ACCESSORIES AND MORE

WaterWorld takes the lead in crafting high-quality accessories, specifically designed for seamless integration with top brands in the maritime industry. Elevate your experience, benefitting both end users and partner brands.

With our cutting-edge hardware, software, and CANopen communication integration, every new WaterWorld system seamlessly interfaces with other professional maritime systems, revolutionizing industry-wide connectivity. Bringing all components into a single extensive network makes the installation of every WaterWorld system a breeze, simplifying the process for everyone.

For communication, WaterWorld has adopted CANopen, enabling us to establish industrial-grade communication among all your devices. Additionally, we develop solutions such as the 108kWh battery packages displayed below, fully integrated with chargers and plug&play system connection boxes, tailored for the professional market. At WaterWorld, no challenge is too big!



I-Link

I-Link enhances your WaterWorld experience, connecting your iPhone or iPad to display crucial ship information wirelessly, including GPS data for precise speed and position. Elevate your journey!

Ray-Link

We've created the Ray-Link to provide your Raymarine Axiom screen with WaterWorld data. Whether it's motor or battery parameters, with Ray-Link, you will maintain an overview without juggling multiple screens!

VE-Link

The VE-Link allows you to access battery information from a Victron Smartshunt on your WaterWorld display. Settings are managed through the Victron app on your phone, ensuring accurate consumption and charging data on your WaterWorld display, even during battery charging.

iOS



CANopen →  → CANopen



VE-Link

Ray-Link





WaterWorld Electronics
Weerdijk 14 - 8375 AX Oldemarkt
The Netherlands
info@ww-el.com
+31 561 451 636
www.ww-el.com



*Visit our
website*